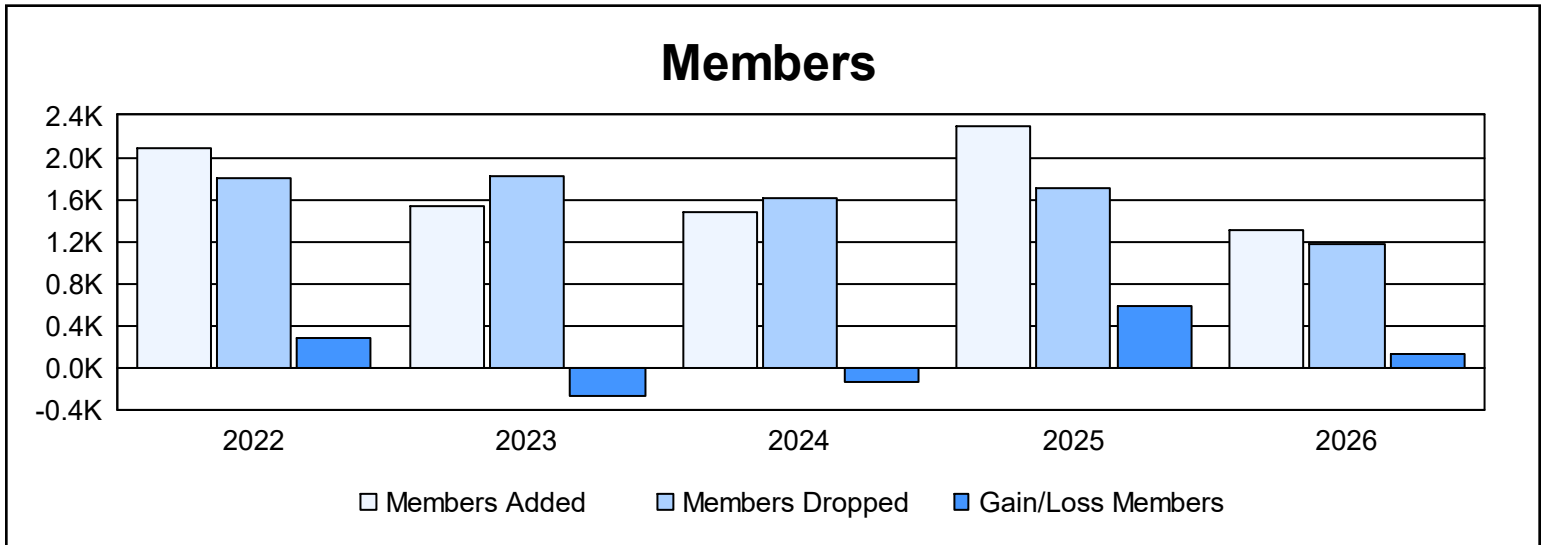
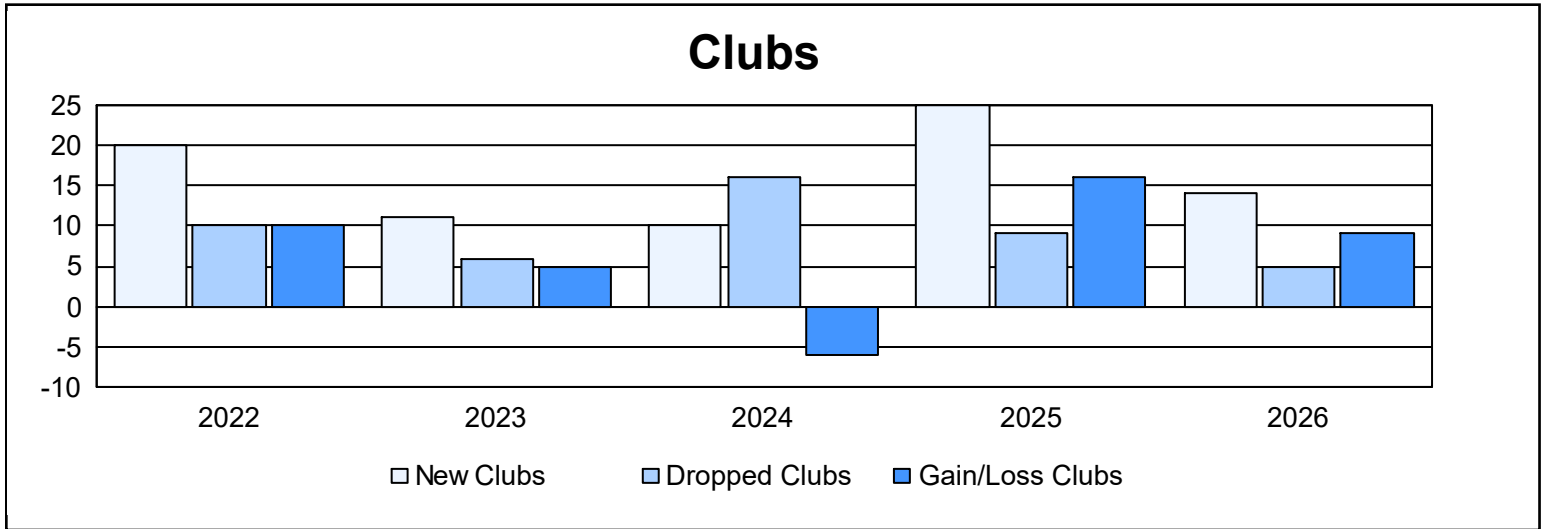
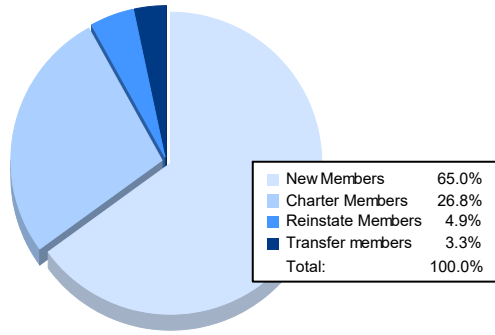


Year	New Clubs	Dropped Clubs	Gain/ Loss Clubs	New Members	Charter Members	Reinstate Members	Transfer Members	Total Member Added	Total Members Dropped	Gain/ Loss Members
2021-2022	20	10	10	1,336	655	54	42	2,087	1,804	283
2022-2023	11	6	5	1,037	338	136	32	1,543	1,814	-271
2023-2024	10	16	-6	1,043	286	96	53	1,478	1,616	-138
2024-2025	25	9	16	1,351	632	234	72	2,289	1,705	584
2025-2026	14	5	9	852	351	64	43	1,310	1,176	134
Average	16	9	7	1,124	452	117	48	1,741	1,623	118



Membership Composition May 2026 Cumulative



Gender Composition May 2026 Cumulative

